

# ASSEMBLY INSTRUCTIONS

**MODEL:**  
C4934A/C4935A/C4936A/C4937A  
**QUEEN BED (4+4)**

**(BOX 1)**  
BOX OF HEADBOARD

NO	ITEM	QTY
A	Headboard	1 PC
B	FOOTBOARD	1 PC

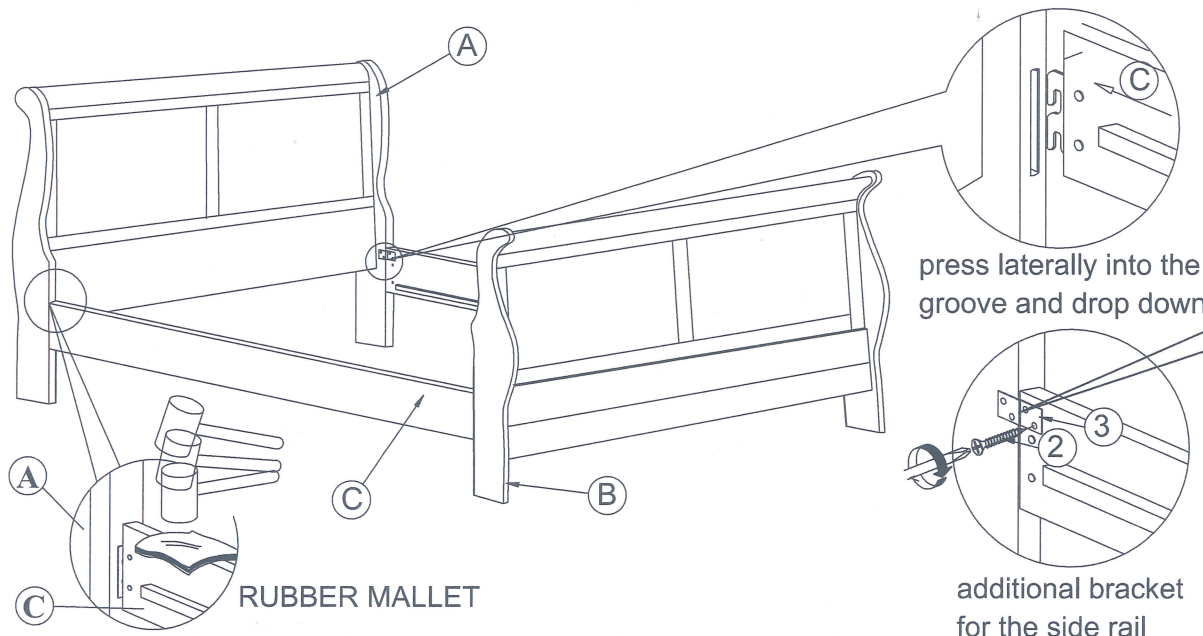
**(BOX 2)**  
BOX OF SIDE RAIL

NO	ITEM	QTY
C	Side rail	2 PCS
D	Slat	4 PCS
E	Slat support	4 PCS

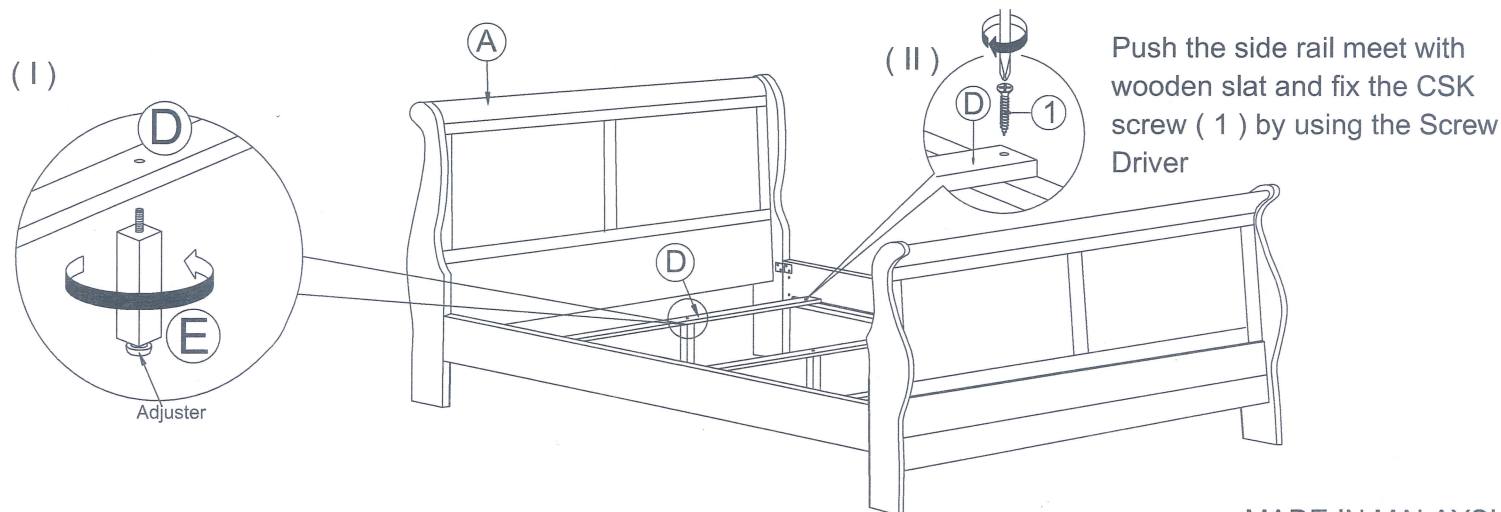
**(BOX 2)**  
HARDWARE LIST

NO	ITEM	QTY
1	CSK SCREW M4 x 32mm	8 PCS
2	CSK SCREW M4 x 16mm	16 PCS
3	BRACKET	4 PCS

**STEP 1 :** Attach Side Rail ( C ) to Head Board ( A ) Closely and push down to fit it. Repeat the same step to fitting the Foot Board ( B ).



**STEP 2 :** Attach the Bed slat support ( E ) with adjuster to Side Rail ( C ) as picture shown. Loosen and tighten Adjuster for the stability of bed. Lastly, tighten the Bed slat ( D ) with CSK Screw ( 1 ).  
( NOTE : THE SETUP MUST DONE AT THE DECIDED LOCATION FOR THE BED TO OBTAIN PERFECT STABILITY )



MADE IN MALAYSIA

**NOTE :** MUST TIGHTEN SCREWS PERIODICALLY WITH USE SCREW WILL BECOME LOOSE CHECK TIGHTNESS OF ALL SCREW EVERY 6-8 WEEKS

# ASSEMBLY INSTRUCTIONS

**MODEL:**  
C4934A/C4935A/C4936A/C4937A  
**KING BED (4+8)**

**(BOX 1)**  
BOX OF HEADBOARD

NO	ITEM	QTY
A	Headboard	1 PC
B	FOOTBOARD	1 PC

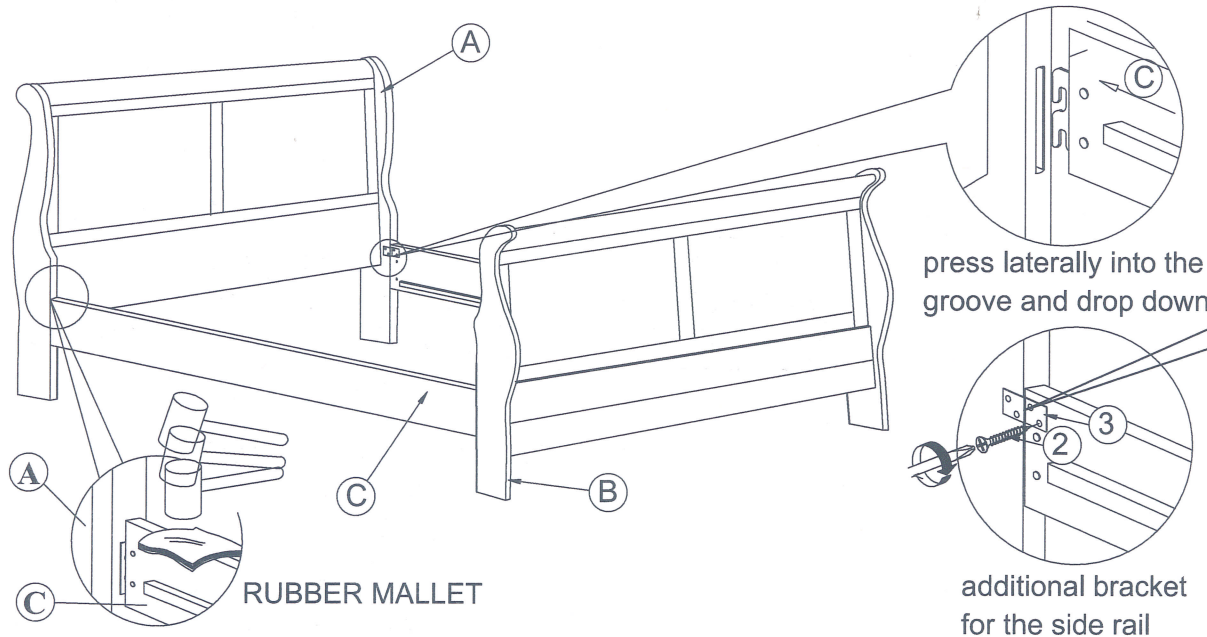
**(BOX 2)**  
BOX OF SIDE RAIL

NO	ITEM	QTY
C	Side rail	2 PCS
D	Slat	4 PCS
E	Slat support	8 PCS

**(BOX 2)**  
HARDWARE LIST

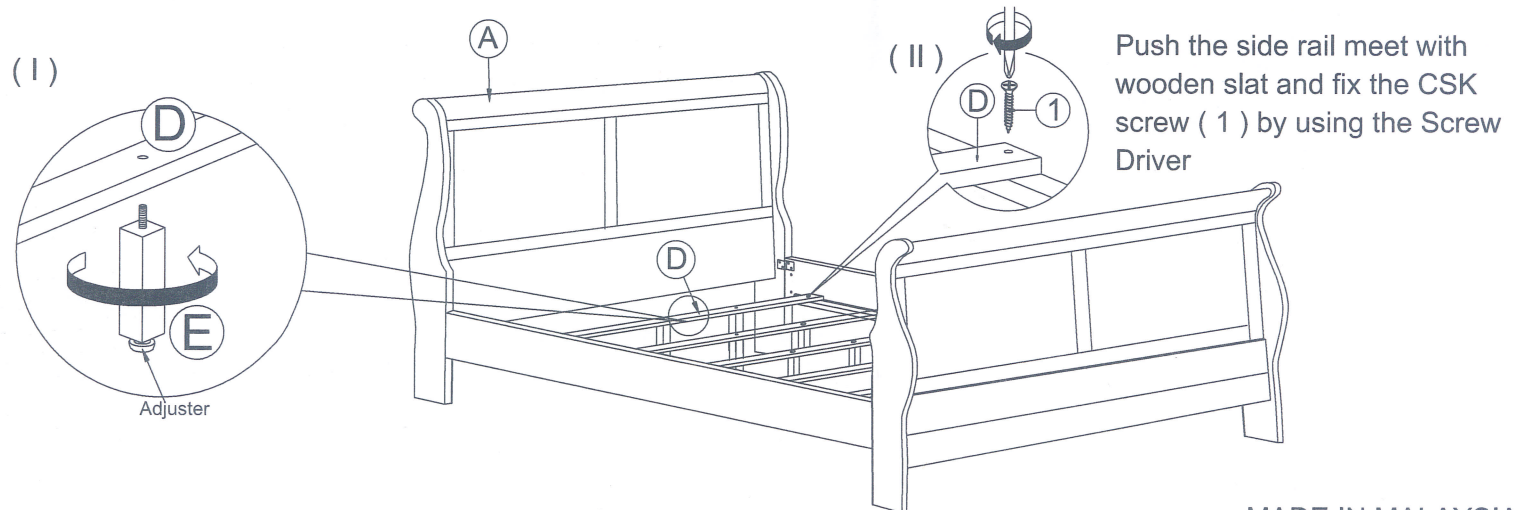
NO	ITEM	QTY
1	CSK SCREW M4 x 32mm	8 PCS
2	CSK SCREW M4 x 16mm	16 PCS
3	BRACKET	4 PCS

**STEP 1 : Attach Side Rail ( C ) to Head Board ( A ) Closely and push down to fit it. Repeat the same step to fitting the Foot Board ( B ).**



**WARNING !**  
MAKE SURE FIXING  
ACCORDINGLY

**STEP 2 : Attach the Bed slat support ( E ) with adjuster to Side Rail ( C ) as picture shown. Loosen and tighten Adjuster for the stability of bed. Lastly, tighten the Bed slat ( D ) with CSK Screw ( 1 ).**  
( NOTE : THE SETUP MUST DONE AT THE DECIDED LOCATION FOR THE BED TO OBTAIN PERFECT STABILITY )



MADE IN MALAYSIA

**NOTE : MUST TIGHTEN SCREWS PERIODICALLY WITH USE SCREW WILL BECOME LOOSE CHECK TIGHTNESS OF ALL SCREW EVERY 6-8 WEEKS**