

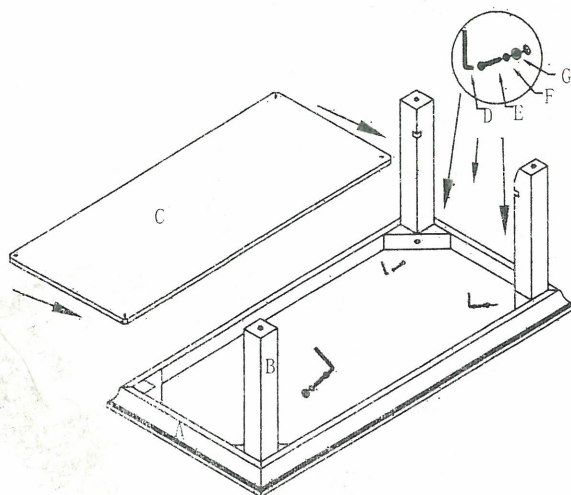
ASSEMBLY INSTRUCTIONS

ITEM NO:DX3512-3PK

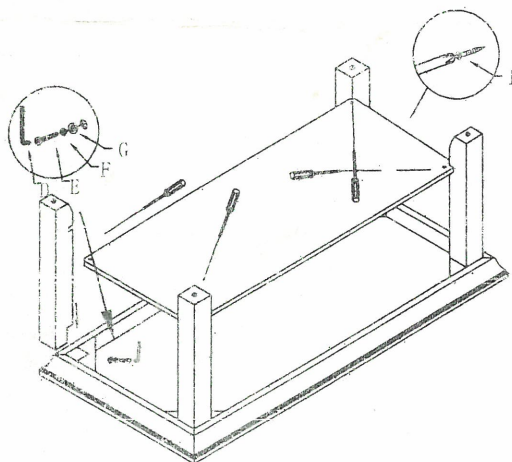
CS/CT/END TABLE

Thank you for purchasing this quality product. Be sure to check all packing material carefully for small parts that may have come loose inside the carton during shipment.

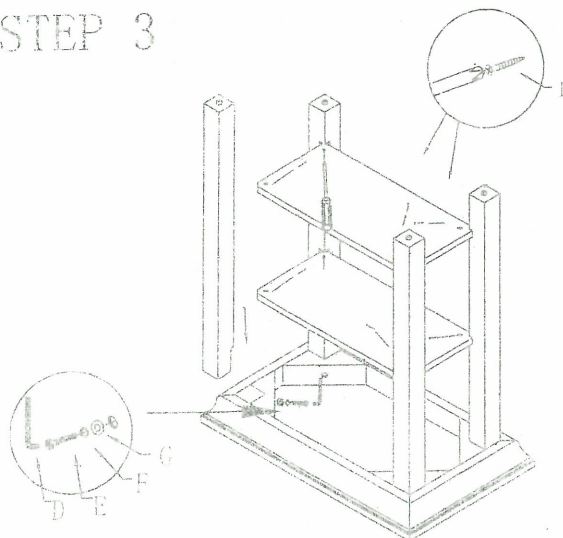
STEP 1



STEP 2



STEP 3



PARTS LIST:


NO.	Description	Sketch	Quantity
A	Top		3pcs
B	Leg		12pcs
C	Shelf		4pcs

HARDWARE LIST:

NO.	Description	Sketch	Quantity
D	Allen Wrench 4 MM		1pc
E	Bolt $\varnothing 1/4 \times 2"$		12pcs
F	Lock Washer $\varnothing 1/4"$		12pcs
G	Flat Washer $\varnothing 1/4 \times 16MM$		12pcs
I	Screw 1-1/2"		16pcs

NOTE: Straight Allen key (H) is for use with a power drill.

STEP 4



MADE IN CHINA