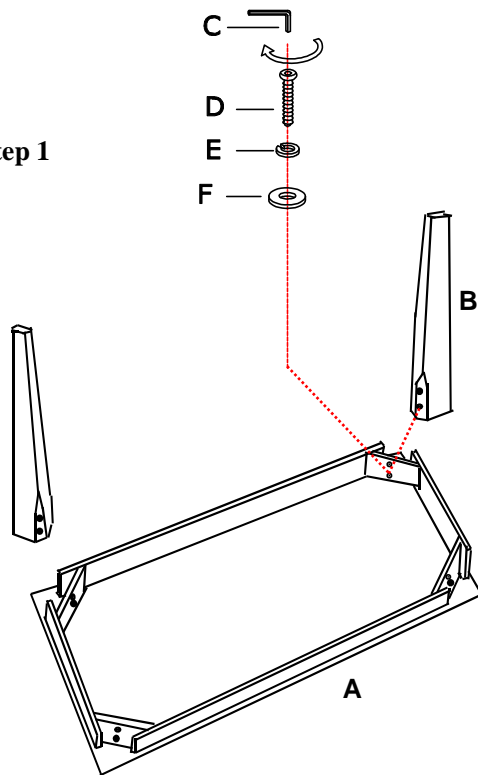


ASSEMBLY INSTRUCTIONS

ITEM NO: 8920-3PK



Thank you for purchasing this quality product. Be sure to check all packing material carefully for small parts that may have come loose inside the carton during shipment.

Step 1





TOOLS REQUIRED(NOT PROVIDED):
PHILLIPS SCREWDRIVER 





PARTS LIST:

No.	Description	Sketch	Quantity
A	Top		1 PC
B	Leg		4 PCS

PARTS LIST:

No.	Description	Sketch	Quantity
A	Top		2 PC
B	Leg		8 PCS

HARDWARE LIST:

No.	Description	Sketch	Size	Quantity
C	Allen Key			1 PC
D	Long Bolt		φ 5/16" X 2"	24 PCS
E	Lock Washer			24 PCS
F	Spring Washer			24 PCS

NOTE: Straight Allen Key(k) is for use with a power drill.

