

ASSEMBLY INSTRUCTIONS

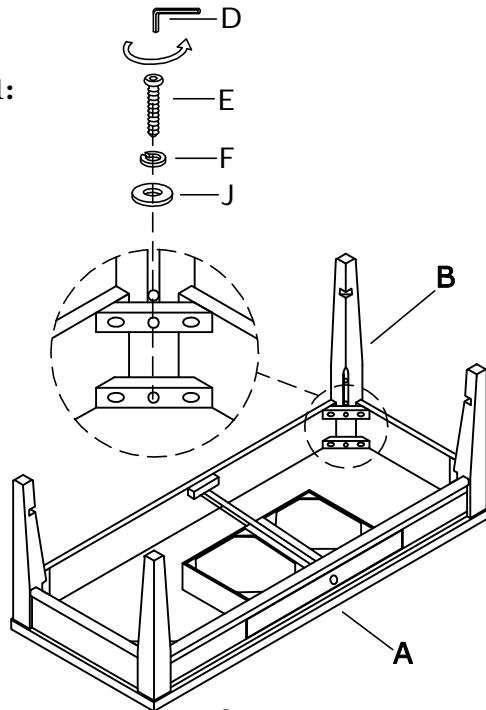
ITEM NO: 6001-3 PACK

6001 / 3 PACK

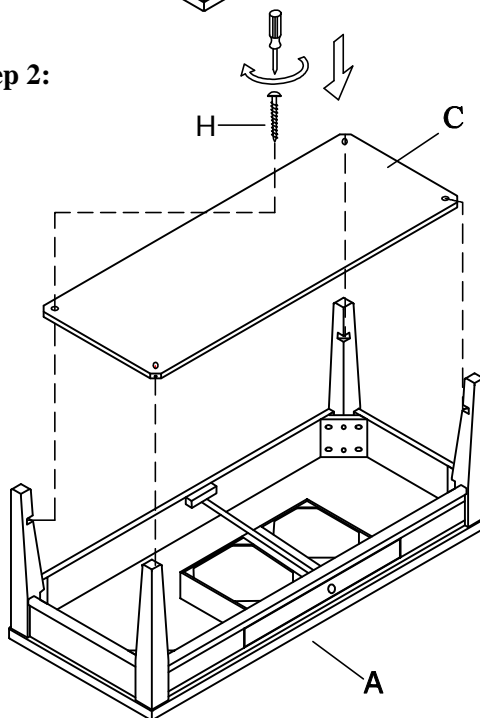
Thank you for purchasing this quality product. Be sure to check all packing material carefully for small parts that may have come loose inside the carton during shipment.

TOOLS REQUIRED(NOT PROVIDED):
PHILLIPS SCREWDRIVER 




Step 1:





Step 2:








PARTS LIST:

No.	Description	Sketch	Quantity
A	TOP		1 PC
B	Leg		4PCS
C	SHELF		1 PCS

PARTS LIST:

No.	Description	Sketch	Quantity
A	TOP		1 PC
B	Leg		4PCS

HARDWARE LIST:

No.	Description	Sketch	Size	Quantity
D	Allen Key			1 PC
E	Long Blot		1/4"*2.5"	24PCS
F	Lock Washer			24 PCS
J	Spring Washer			24 PCS
H	Screw		#8"*1.5"	12 PCS

NOTE: Straight Allen Key(k) is for use with a power drill.

